

Directed[®]
V I D E O

OWNER'S GUIDE
—
INSTALLATION GUIDE



Mobile TV Tuner Unit

MODEL TV100

NON-TRANSFERABLE LIMITED ONE YEAR CONSUMER WARRANTY

.....

Directed Electronics, Inc. (Directed) promises to the original purchaser that the new automotive video monitor and/or source unit(s) (the Product) that is purchased and installed from a Directed authorized dealer more than ninety (90) days after the purchase of a new vehicle are warranted for a period of one (1) year from date of purchase of the Product.

Directed promises to the original purchaser that all video accessories will be free from defects in materials and workmanship under normal use and condition for a period of ninety (90) days after the date of purchase. A sales receipt and/or warranty registration card is required to provide proof of date of purchase of the Product or accessories.

Should the Product be determined defective during the applicable warranty period, the defect(s) will be repaired or replaced with a new or reconditioned part(s), at Directed's option. To obtain warranty service, the Product must be returned to a Directed authorized dealer along with proof of purchase and installation.

Note: This warranty does not cover labor costs for the removal and reinstallation of the Product. IN ORDER FOR THIS WARRANTY TO BE VALID, YOUR PRODUCT MUST BE SHIPPED WITH PROOF OF PURCHASE AND INSTALLATION BY AN AUTHORIZED DIRECTED DEALER. ALL PRODUCTS RECEIVED BY DIRECTED FOR WARRANTY REPAIR WITHOUT PROOF OF DIRECTED DEALER INSTALLATION WILL BE DENIED.

This warranty is non-transferable and does not apply to any Product that has been modified or used in a manner contrary to its intended purpose, and does not cover damage to the Product caused by installation or removal of the Product. This warranty is VOID if the product has not been purchased from an authorized Directed dealer or has been damaged by accident or unreasonable use, negligence, acts of God, neglect, improper service or other causes not arising out of defect in materials or construction. This warranty does not cover the elimination of externally generated static or noise, or the correction of antenna problems or weak television reception, damage to tapes, video games, software, camcorders, discs, speakers, accessories or vehicle electrical systems, cosmetic damage or damage due to negligence, misuse, abuse, failure to follow operating instructions, accidental spills or customer applied cleaners, damage due to environmental causes such as floods, airborne fallout, chemicals, salt, hail, windstorms, lightning or extreme temperatures, damage due to accidents, road hazards, fire, theft, loss or vandalism, damage due to improper connection to equipment of another manufacturer, modification of existing equipment, damage caused by faulty media or the cleaning of components, or Product which has been opened or tampered with for any reason or which has been damaged due to alteration or service performed by anyone other than Directed Electronics, Inc.

ALL WARRANTIES INCLUDING BUT NOT LIMITED TO EXPRESS WARRANTY, IMPLIED WARRANTY, WARRANTY OF MERCHANTABILITY, FITNESS FOR PARTICULAR PURPOSE, AND WARRANTY OF NON-INFRINGEMENT OF INTELLECTUAL PROPERTY ARE EXPRESSLY EXCLUDED TO THE MAXIMUM EXTENT ALLOWED BY LAW, AND DIRECTED NEITHER ASSUMES NOR AUTHORIZES ANY PERSON TO ASSUME FOR IT ANY LIABILITY IN CONNECTION WITH THE SALE OF THE PRODUCT. DIRECTED HAS ABSOLUTELY NO LIABILITY FOR ANY AND ALL ACTS OF THIRD PARTIES INCLUDING ITS LICENSED DEALERS OR INSTALLERS. IN NO EVENT WILL DIRECTED ELECTRONICS, INC. BE LIABLE FOR ANY INCIDENTAL, SPECIAL OR CONSEQUENTIAL DAMAGES (INCLUDING LOSS OF PROFITS), BY PURCHASING THIS PRODUCT, THE CONSUMER AGREES AND CONSENTS THAT ALL DISPUTES BETWEEN THE CONSUMER AND DIRECTED SHALL BE RESOLVED IN ACCORDANCE WITH CALIFORNIA LAWS IN SAN DIEGO COUNTY, CALIFORNIA.

Some states do not allow limitation on how long an implied warranty lasts. In such states, the limitations or exclusions of this Limited Warranty may not apply. Some states do not allow the exclusion or limitation of incidental or consequential damages. In such states, the exclusion or limitation of this Limited Warranty may not apply to you. This Limited Warranty gives you specific legal rights, and you may have other rights which vary from state to state.

Some states do not allow the exclusion or limitation of incidental or consequential damages. In such states, the exclusion or limitations of this Limited Warranty may not apply to you. This Limited Warranty gives you specific legal rights and you may have other rights which vary from state to state.

March 01, 2005

Table of Contents

Non-Transferable Limited One Year Consumer Warranty	2
Safety Instructions and Cautions	4
Welcome	4
What's Included	5
Important	5
When Cleaning the Vehicle	5
Repairs	5
TV Tuner Use	5
Installation	5
Important Information	6
FCC Notice	6
Your Warranty	6
Connections and Indicator	7
Remote Control	8
Battery Replacement	9
Precautions	9
Specifications	10

Safety Instructions and Cautions



WARNING: TO REDUCE THE RISK OF FIRE OR ELECTRIC SHOCK, DO NOT EXPOSE THIS EQUIPMENT TO RAIN OR MOISTURE. TO REDUCE THE RISK OF FIRE OR ELECTRIC SHOCK AND ANNOYING INTERFERENCE, USE ONLY THE INCLUDED HARDWARE.

DIRECTED ELECTRONICS, INC. DISCLAIMS ANY LIABILITY FOR ANY BODILY INJURY, INCLUDING FATALITIES, OR PROPERTY DAMAGE THAT MAY RESULT FROM ANY IMPROPER OR UNINTENDED USES OF THIS PRODUCT.

- During operation, if the unit should over-heat or malfunction, switch off the unit and see your dealer. Do not disassemble the unit as there are no user-serviceable parts in this unit and the warranty will be voided.
- Should there be a need to replace a blown fuse, turn off the unit and disconnect all power to the player. Use only the correct rating fuse to avoid electrical damage to the unit.
- Only operate the TV tuner as described in this guide. Attempts to use or modify this TV tuner contrary to the descriptions in this guide may cause damage and void the warranty.
- Extremes in temperature can cause abnormal display operation. The TV tuner has an optimal operating temperature range between 32–122 degrees Fahrenheit. If the vehicle interior is outside this range, do NOT operate the TV tuner until the temperature is within its operating range.
- Exposure to moisture or dust can cause harmful damage to the internal electronics. Do not mount near cup holders or in areas where spills may occur.
- The TV tuner is designed for use in vehicles with standard (-) 12 volt ground electrical systems.
- Do not operate for an extended period of time without the engine running or the vehicle's battery voltage may drop to levels precluding engine starting.

Welcome

Thank you for your purchase of Directed's model TV100 mobile TV tuner. Prior to operating this unit, please fully read this instruction manual and retain it for future reference.

What's Included

The following items are included with your purchase:

- TV Tuner
- Remote Control
- IR Eye with 117" cable
- Power Cable with cigarette adapter 113"

NOTE: The Black/White wire on the power cable is the +12V.

Important

WHEN CLEANING THE VEHICLE

Do not spray this unit with water or cleaning solutions. Moisture and the chemicals found in cleaning fluids could damage the consoles finish and interior electronics. A soft damp, cleaning cloth should be used to wipe the unit. Do NOT use any type of scouring pad, abrasive cleaners, or solvents.

REPAIRS

If the TV tuner stops working for any reason, discontinue use immediately and consult with your retailer about any necessary repairs.

TV TUNER USE

Reception quality will change and vary according to vehicle location and weather conditions.

INSTALLATION

Avoid installing the TV tuner at a location, where it will be under direct sunlight or a hot air vent. The operating temperature of the unit is from 32–122°F (0–50°C). Install the unit at a dry location, where it is away from condensation.

Use only the correct size fasteners and cables during installation. Failure to do so may cause a mechanical or electrical failure and create a fire hazard. The installation should be done by an authorized Directed dealer.

NOTE: If the internal temperature of the vehicle is higher than the normal operating temperature, please allow the vehicle to cool down (or warm up) prior to operating the unit.

Important Information

FCC NOTICE

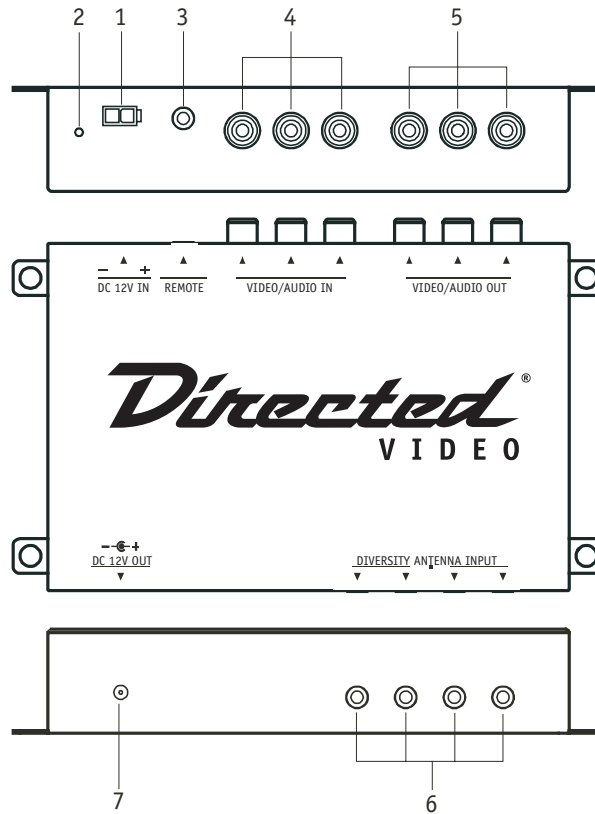
This device complies with Part 15 of FCC rules. Operation is subject to the following two conditions: (1) This device may not cause harmful interference, and (2) this device must accept any interference received, including interference that may cause undesirable operation.

Changes or modifications not expressly approved by the party responsible for compliance could void the user's authority to operate this device.

YOUR WARRANTY

Your warranty registration must be completely filled out and returned within 10 days of purchase. Your product warranty will not be validated if your warranty registration is not returned. Make sure you receive the warranty registration from your dealer. It is also necessary to keep your proof of purchase, which reflects that the product was installed by an authorized dealer.

Connections and Indicator



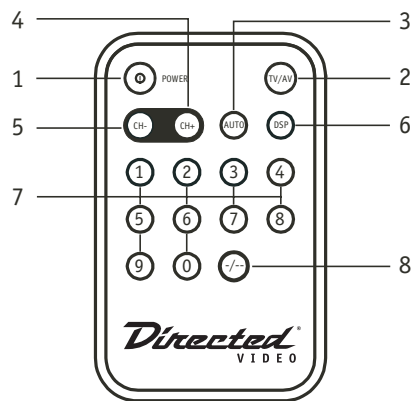
1. **DC 12V IN**—Connect 12V DC to this jack to supply power to the TV100. The incoming supply wire has a 3A fuse.
2. **POWER INDICATOR LED**—When the TV100 is supplied with power, the LED will illuminate RED, indicating standby mode. When the TV100 is turned on by using the remote control, this LED will illuminate GREEN.
3. **REMOTE**—Connection for the Remote IR Eye. This allows the remote control to operate the TV100.
4. **VIDEO/AUDIO IN**—These connect to the DVDs/VCDs video and audio outputs.

RED phono jack is Audio Right.
WHITE phono jack is Audio Left
YELLOW phono jack is Video

5. **VIDEO/AUDIO OUT**—These connect to the monitor's video and audio inputs.
 RED phono jack is Audio Right.
 WHITE phono jack is Audio Left
 YELLOW phono jack is Video
6. **DIVERSITY ANTENNA INPUT**—4 antenna input jacks are provided. The TV100 will automatically pick the strongest of the 4 signal inputs.
7. **12 VDC OUT**—The monitor can be powered by connecting to this power output jack—maximum of 2A load.

Remote Control

.....

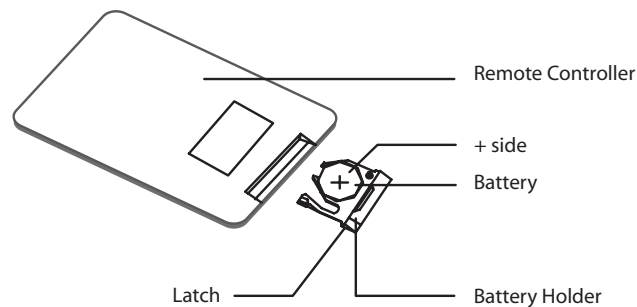


1. **POWER**—Press to turn power on or off to the TV100.
2. **TV/AV**—Press to select between TV and AV mode.
3. **AUTO**—Press to enter auto search mode, then press the **CH+** button start searching for available TV channels.
4. **CH+**—Press to select the next TV channel up.
5. **CH-**—Press to select the next TV channel down.
6. **DSP**—Press this button to display the current status (TV channel/AV)
7. **0-9**—These numeric buttons allow you to enter and view the TV channel number directly.

8. **-/--**—Used in conjunction with the numeric buttons to select channels on the keyboard in units of 10. For example, to select channel 35, press **-/--** then 3, then press 5 —then channel 35 is selected.

BATTERY REPLACEMENT

NOTE: Before using remote after installation, remove the battery plastic protective slip.



1. Move the small latch to the right and slide out the battery holder.
2. Remove old battery and replace it with a new battery (CR2025) with the positive “+” sign facing as shown above.
3. Push battery holder back into its compartment until it is locked.

PRECAUTIONS

1. Properly dispose of used battery.
2. Do not misuse battery by shorting the positive “+” and negative “-” terminal or put it into fire. Overheating may cause the battery to explode and cause a fire hazard.
3. If the remote is not to be used for a long period, remove the battery from the remote to prevent damage from battery leakage.
4. To avoid accidents, prevent children from playing with the battery.

Specifications

Video Standard	NTSC
Operating Voltage	9 to 16 VDC
Current Consumption	0.24 A
Power	3.5 Watts
Operating Temperature	32–122°F (0–50°C)
72 Channels (broadcast channels)	
Video Input/Output	1V \pm 0.2V
Audio Input/Output	1.5V \pm 0.25V

NOTE: Specifications and design are subject to change without notice.

The company behind this system is Directed Electronics, Inc.

Since its inception, Directed has had one purpose, to provide consumers with the finest vehicle security, car stereo products, rear seat entertainment, and accessories available. The recipient of more than 20 patents in the field of advanced electronic technology, Directed is ISO 9001 registered.

Quality Directed Electronics products are sold and serviced throughout North America and around the world.

Call **(800) 274-0200** for more information about our products and services.



DEI is an ISO 9001 registered company.

Directed® is committed to delivering world-class quality products and services that excite and delight our customers.



Directed Electronics, Inc.
Vista, CA 92081
www.directed.com

© 2005 Directed Electronics, Inc.—All rights reserved
N84100 03-05